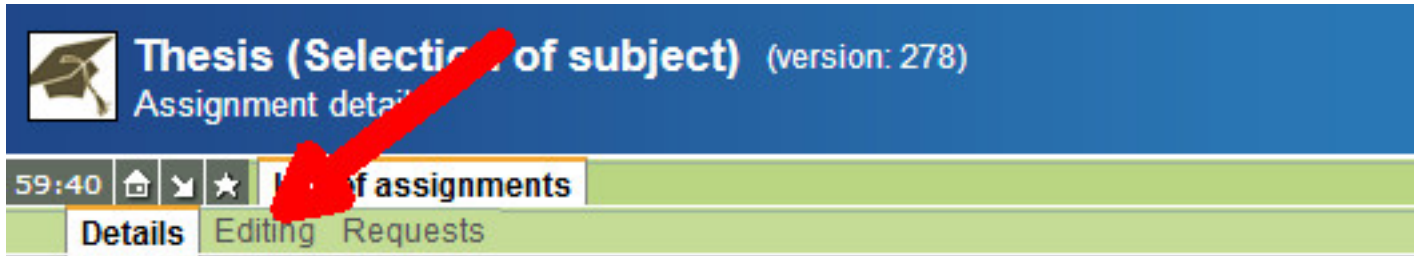

Instructions for submitting work in SIS

1. Click on the **"Edit"** tab in the left upper corner of the window.



2. **"Choose type of uploaded file"** from the list in the lower part of the screen.



Thesis (Selection of subject) (version: 278)

59:53



List of assignments

Details

Editing

Requests

Edit work

Key words (separated by comma):

Max length 500 characters, typed 126, 374 remaining.

English key words (separated by comma):

Max length 500 characters, typed 134, 366 remaining.

Save

Uploaded files	Size	Author	Uploaded by	Uploaded on	PDF/A che
----------------	------	--------	-------------	-------------	-----------

* No attachments



Add file:



Notice:

1. First assure yourself that the basic information on your work in the headings is correct.
2. Then check and/or modify the data in the section "Edit work" above.
3. Not before that start to append the appropriate files, namely the **entire** text of the work, then
4. Ascertain yourself that the files you have saved are correct by re-downloading and inspecting

- **The text of the thesis can be submitted only in PDF/A format (version 1a or 2u). It is recommended to use version 1a or 2u. In other cases JPEG, WAV, MP3, MPEG-2, MPEG-4, CSV, XML and plain text format can be submitted.**
- **In special cases, other than approved formats (mentioned above) can be submitted as part of the work.**
- **The size of accepted files is individually limited by about 850MB. In case your work and/or its supporting files are larger, you should submit them on a DVD carrier, together with the printed form of the work at the latest.**

Choose type of uploaded file: ---  

3. Select the required file type.

Add file:



Notice:

1. First assure yourself that the basic information on your work in the headings is correct.
2. Then check and/or modify the data in the section "Edit work" above.
3. Not before that start to append the appropriate files, namely the very text of the work, then
4. Ascertain yourself that the files you have saved are correct by re-downloading and inspect

- *The text of the thesis can be submitted only in PDF/A format (version 1a or 2u). It is recommended to use version 1a or 2u. In other cases JPEG, WAV, MP3, MPEG-2, MPEG-4, CSV, XML and plain text format can be submitted.*
- *In special cases, other than approved formats (mentioned above) can be submitted as part of the work.*
- *The size of accepted files is individually limited by about 850MB. In case your work and/or its printed form, together with the printed form of the work at the latest.*

Choose type of uploaded file:

-
- Text of the thesis
- Autoreferat / doctoral thesis summary
- Attachment to the thesis
- Abstract in Czech
- Abstract in English

Work submission:

- **By pressing the button "Submit" I am just going to submit my work.**
- **Meanwhile, I am aware that the work has been submitted electronically.**
- **Simultaneously, I am aware that the work has been submitted electronically.**

• **Electronic form of the final work is submitted as a breach to the internal rules of the Faculty of Science and Examination of Candidates.**

Note:

- **After the button "Submit" has been pressed, the uploaded files with the text of the work are submitted electronically.**
- **The works submitted electronically after October 1, 2011 are subject to the regime of s. 10 of the Act on the Protection of Personal Data.**


Submit



4. Open the dialogue window for uploading by clicking on the search icon.

Notice:

1. First assure yourself that the basic information on your work in the headings is correct.
2. Then check and/or modify the data in the section "Edit work" above.
3. Not before that start to append the appropriate files, namely the very text of the work,
4. Ascertain yourself that the files you have saved are correct by re-downloading and in

- *The text of the thesis can be submitted only in PDF/A format (version 1a or 2u). It is not accepted in other formats (e.g. PDF, DOC, DOCX, etc.). In other cases JPEG, WAV, MP3, MPEG-2, MPEG-4, CSV, XML and plain text formats are accepted.*
- *In special cases, other than approved formats (mentioned above) can be submitted as well, but only after the approval of the faculty.*
- *The size of accepted files is individually limited by about 850MB. In case your work and its supporting materials are too large, you can submit them on a DVD carrier, together with the printed form of the work at the latest.*

Choose type of uploaded file: 

File:  

Work submission:

- By pressing the button "Submit" I confirm that the submitted electronic form of the work is just going to submit to the faculty.
- Meanwhile, I am aware that the correctness and completeness of the submitted work between the electronic and the paper version may be considered as a breach to the Code of Study and Examination of the Faculty.
- Simultaneously, I am aware, that pursuant to the Code of Study and Examination of the Faculty...

5. Select the file and save it.

Upload file: File

File:

- In special cases, other than approved formats (mentioned above) can be submitted as part
- The size of accepted files is individually limited by about 850MB. In case your work and/or it on a DVD carrier, together with the printed form of the work at the latest.

oose type of uploaded file: ↕

File: Nanoparticles.pdf 🔍 ✕

ork submission:

- By pressing the button "Submit" I confirm that the submitted electronic form of the fin am just going to submit to the faculty.
- Meanwhile, I am aware that the correctness and completeness of the submitted elect between the electronic and the paper version may be considered as a breach to the ir
- Simultaneously, I am aware, that pursuant to the Code of Study and Examination of Ch have been submitted.

6. After uploading the files, you must wait for the PDF/A check to finish (maximum of 30 minutes).
Note: The status check in the adjacent column (state of the plagiarism check) does not affect the submission of work.

Uploaded on	PDF/A check	State of the plagiarism test	Date
08.01.2019 16:20	similarity check created	Not assigned	


7. If the file with the annex is not in a supported format, convert it to one of the supported formats or fill out a request for an exception.




59:30 🏠 📄 ⭐ **List of assignments**

Details **Editing** Requests


⚠️ • neschvalene.swf. Soubor je v nepodporovaném formátu. V sekci žádosti můžete podat žádost

Edit work

 **Thesis (Selection of subject)** (version: 278)
Requests

59:57    **List of assignments**

Details Editing **Requests**

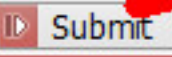
Type of request	State of the request	Requested on	Name of applicant	Request evaluated
 (Student's) proposal to allow nonstandard extension of uploaded file				

8. If all matters relating to the work are correct, submit it by clicking on "Submit". Please note that, after clicking the "Submit" button, it will no longer be possible to change the file with the thesis text, its annexes, or the abstract.

- Meanwhile, I am aware that the correctness and completeness between the electronic and the paper version may be compared.
- Simultaneously, I am aware, that pursuant to the Code of... have been submitted.

Note:

- After the button "Submit" has been pressed, the uploaded...
- The work submitted electronically after October 1, 2011...



[Referát SIS](#) [Studijní oddělení](#) [FAQ](#) [Oddělení vědy](#)